

Ontario Influenza Bulletin 2006-2007 Season

SURVEILLANCE WEEK 47 (November 19- 25), 2006

This issue of the Ontario Influenza Bulletin provides information on the surveillance period from November 19 - 25, 2006 (week 47). The analysis for this issue occurred on Wednesday November 29, 2006, therefore all data is current to that date.

During week 47, 2006, influenza activity in Ontario was similar compared to that of the previous week. Two sporadically occurring cases of influenza (both influenza A) were reported through iPHIS from health units, while none reported any institutional influenza outbreak. Central West health region continued to report 'localized' influenza activity; Central East and Southwest regions reported 'sporadic' activity, while all other regions reported 'no activity' levels.

For a definition of influenza-like illness (ILI) activity levels and links to websites providing current influenza information from other sources, please refer to the attached Appendix- I. If you would like to provide feedback on the Bulletin, please contact Shafiq Chowdhury (shafiq.chowdhury@moh.gov.on.ca, 416-327-7807) or Anne-Luise Winter (anne-luise.winter@moh.gov.on.ca, 416-327-7301).

Table 1: Summary of laboratory-confirmed influenza cases and institutional influenza outbreaks by health region, November 19 - 25 (week 47), 2006.

Lab-confirmed Influenza cases*	HEALTH REGION							TOTAL
	North West	North East	Eastern	Central East	Toronto	South West	Central West	
Influenza A	0	0	0	0	0	0	2	2
Influenza B	0	0	0	0	0	0	0	0
Influenza A & B	0	0	0	0	0	0	0	0
Total new cases	0	0	0	0	0	0	2	2
Institutional influenza outbreaks‡	0	0	0	0	0	0	0	0

SOURCE: MOHLTC [iPHIS, Health Unit Reports to PHD]

* Includes reports of sporadically occurring influenza through iPHIS, as well as cases in institutional outbreaks, with dates of onset in the surveillance period.

‡ Laboratory-confirmed outbreaks in institutions during the surveillance period.

Table 2: Laboratory Confirmed cases of influenza by health unit & health region, with an episode date[†] between November 19 - 25 (week 47), 2006.

Region	Health Unit	Laboratory-Confirmed Influenza		
		Influenza A	Influenza B	TOTAL
North West	Northwestern	0	0	0
	Thunder Bay District	0	0	0
	TOTAL NORTH WEST	0	0	0
North East	Algoma	0	0	0
	North Bay Parry Sound District	0	0	0
	Porcupine	0	0	0
	Sudbury & District	0	0	0
	Timiskaming	0	0	0
	TOTAL NORTH EAST	0	0	0
Eastern	Eastern Ontario	0	0	0
	Hastings & Prince Edward Counties	0	0	0
	Kingston, Frontenac, Lennox & Addington	0	0	0
	Leeds, Grenville & Lanark	0	0	0
	Ottawa	0	0	0
	Renfrew	0	0	0
	TOTAL EASTERN	0	0	0
Central East	Durham Region	0	0	0
	Haliburton, Kawartha, Pine Ridge District	0	0	0
	Peterborough County-City	0	0	0
	Simcoe Muskoka District	0	0	0
	York Region	0	0	0
	Peel Region	0	0	0
	TOTAL CENTRAL EAST	0	0	0
Toronto	Toronto	0	0	0
	TOTAL TORONTO	0	0	0
South West	Grey-Bruce	0	0	0
	Elgin-St. Thomas	0	0	0
	Huron County	0	0	0
	Chatham-Kent	0	0	0
	Lambton	0	0	0
	Middlesex-London	0	0	0
	Oxford	0	0	0
	Perth District	0	0	0
Windsor-Essex County	0	0	0	
	TOTAL SOUTHWEST	0	0	0
Central West	Brant	0	0	0
	Haldimand-Norfolk	0	0	0
	Hamilton	2	0	0
	Niagara Region	0	0	0
	Halton Region	0	0	0
	Waterloo Region	0	0	0
Wellington-Dufferin-Guelph	0	0	0	
	TOTAL CENTRAL WEST	2	0	2
	TOTAL ONTARIO	2	0	2

SOURCE: MOHLTC [iPHIS, Health Unit Reports to PHD]

[†] Episode Date for a case corresponds to the earliest date on record for the case according to the iPHIS hierarchy (Symptom Date > Clinical Diagnosis Date > Specimen Collection Date > Lab Test Date > Reported Date)

Table 3: Cumulative* Laboratory confirmed cases of influenza by health unit & health region with an episode date† between September 1 – November 25, 2006

Region	Health Unit	Laboratory-Confirmed Influenza		
		Influenza A	Influenza B	TOTAL
North West	Northwestern	0	0	0
	Thunder Bay District	0	0	0
	TOTAL NORTH WEST	0	0	0
North East	Algoma	0	0	0
	North Bay Parry Sound District	0	0	0
	Porcupine	0	0	0
	Sudbury & District	0	0	0
	Timiskaming	0	0	0
	TOTAL NORTH EAST	0	0	0
Eastern	Eastern Ontario	0	0	0
	Hastings & Prince Edward Counties	0	0	0
	Kingston, Frontenac, Lennox & Addington	0	0	0
	Leeds, Grenville & Lanark	0	0	0
	Ottawa	0	0	0
	Renfrew	0	0	0
	TOTAL EASTERN	0	0	0
Central East	Durham Region	0	0	0
	Haliburton, Kawartha, Pine Ridge District	1	0	1
	Peterborough County-City	0	0	0
	Simcoe Muskoka District	0	0	0
	York Region	1	0	1
	Peel Region	1	0	1
TOTAL CENTRAL EAST	3	0	3	
Toronto	Toronto	2	0	2
	TOTAL TORONTO	2	0	2
South West	Grey-Bruce	0	1	1
	Elgin-St. Thomas	0	0	0
	Huron County	0	0	0
	Chatham-Kent	0	0	0
	Lambton	0	0	0
	Middlesex-London	0	0	0
	Oxford	0	0	0
	Perth District	0	0	0
	Windsor-Essex County	0	0	0
TOTAL SOUTHWEST	0	1	1	
Central West	Brant	0	0	0
	Haldimand-Norfolk	0	0	0
	Hamilton	3	0	3
	Niagara Region	0	0	0
	Halton Region	4	0	4
	Waterloo Region	1	0	1
	Wellington-Dufferin-Guelph	0	0	0
TOTAL CENTRAL WEST	8	0	8	
TOTAL ONTARIO		13	1	14

SOURCE: MOHLTC [iPHIS, Health Unit Reports to abstracted by CRN at PHD]

* Cumulative case counts include late reports and records that are otherwise reconciled. Therefore, cumulative counts may not equal new cases plus previous cumulative value.

† Episode Date for a case corresponds to the earliest date on record for the case according to the iPHIS hierarchy (Symptom Date > Clinical Diagnosis Date > Specimen Collection Date > Lab Test Date > Reported Date)

Influenza Subtype(s):

During week 47, 1655 isolates were received by the Public Health Agency of Canada, with a total of 29 testing positive for influenza A and none for influenza B. The majority of influenza A isolates (24) were from Alberta (82.8%), while there were 3 (10.3%) from British Columbia and 2 (6.9%) from Ontario. *

Antigenic Characterization:

The National Microbiology Laboratory (NML) has characterized 10 influenza viruses for the 2006-2007 influenza season: 2 A/Wisconsin/67/2005(H3N2)-like viruses (from Ontario and Alberta) and 8 A/New Caledonia/20/99(H1N1)-like viruses (all from Alberta). Both strains are included in the composition of the 2006-2007 Canadian influenza vaccine. **

Antiviral Resistance:

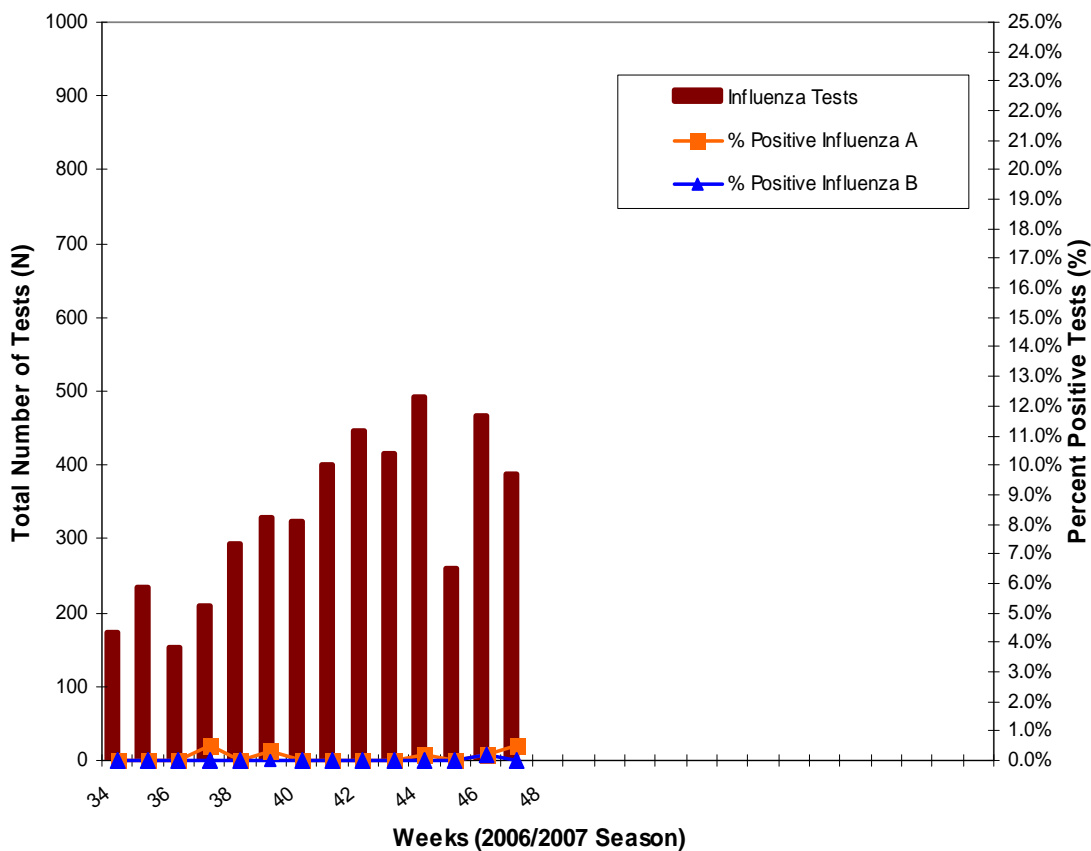
The NML has tested 9 influenza A isolates for amantadine resistance this season and found that 2 influenza A/H3N2 isolates tested were resistant to amantadine. The other 7 isolates were influenza A/H1N1 which remain sensitive to amantadine. **

Note: Based on the World Health Organization recommendations, Canada's National Advisory Committee on Immunization (NACI) recommended the **2006-2007** influenza vaccine contain an **A/New Caledonia-like**, an **A/Wisconsin-like** & a **B/Malaysia-like** virus strain.

* These data have been obtained from the Respiratory Virus Detection tables of Public Health Agency of Canada for week 47, 2006.

** These data have been obtained from the FluWatch report of the Public Health Agency of Canada for week 46, 2006.

Figure 1: Total number of influenza tests performed and percent of positive tests in Ontario reported to the Centre for Infectious Disease Prevention and Control (CIDPC), by report week .



Source: Public Health Agency of Canada

* Total numbers reported include late reports; therefore totals may not be equal to the sum of the weekly numbers.

Note: Cumulative numbers for season to date are available through FluWatch: <http://www.phac-aspc.gc.ca/fluwatch/>

Table 4: Institutional respiratory outbreaks in Ontario: New Outbreaks from November 19 – 25 (Week 47), 2006, and Total Outbreaks from September 1 – November 25, 2006

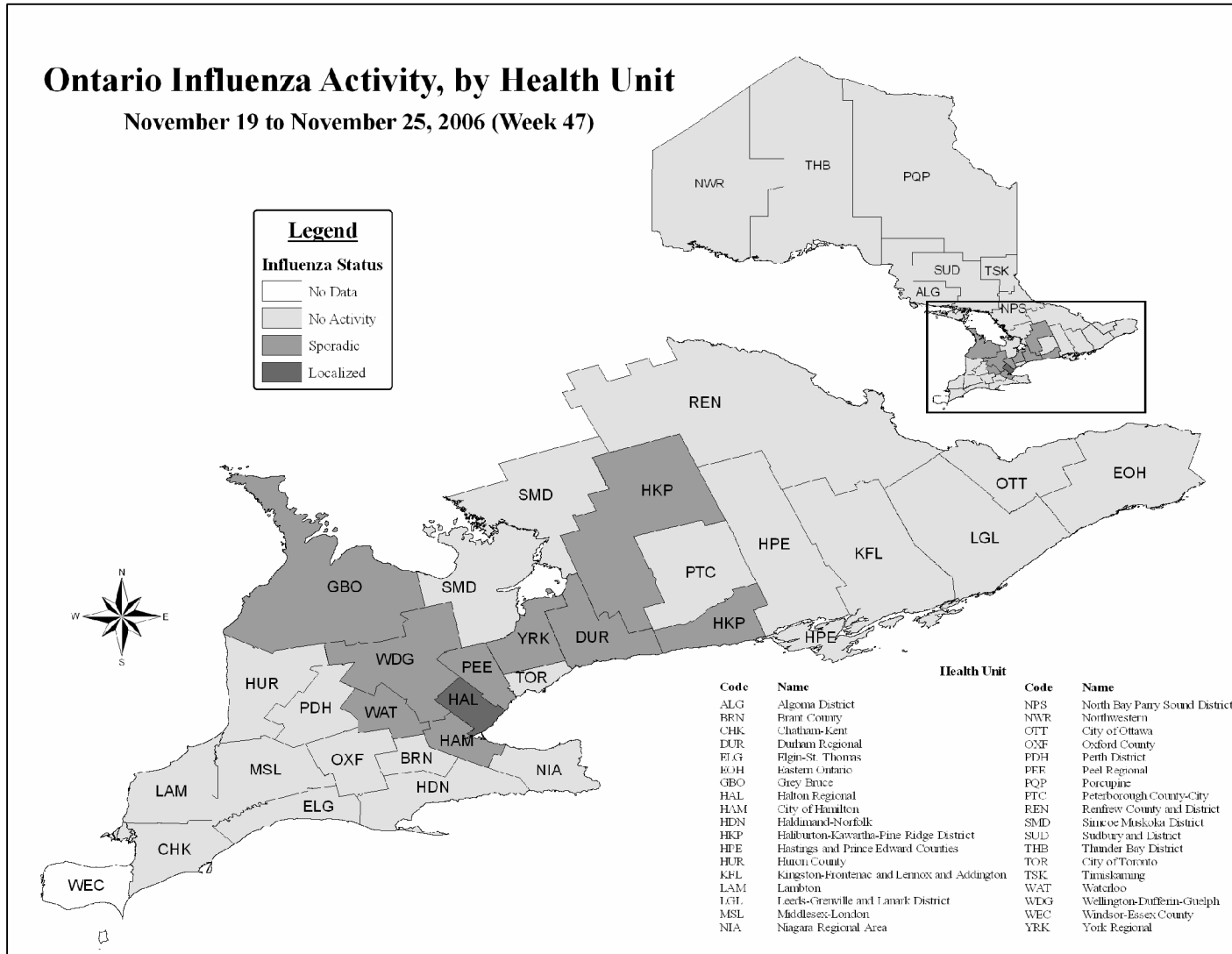
Institutional Respiratory Infection Outbreaks		
New Outbreaks* (Nov 19 – 25, 2006)	N	% (of outbreaks)
Influenza A	0	0.0
Influenza B	0	0.0
Influenza A and B	0	0.0
Parainfluenza (All types)	0	0.0
Other organisms	0	0.0
No organism identified	4	100.0
TOTAL	4	100
Total Respiratory Infection Outbreaks of the Season to date** (Sept. 1 – Nov. 25, 2006)	N	% (of outbreaks)
Influenza A	2	1.4
Influenza B	0	0.0
Influenza A and B	0	0.0
Parainfluenza (All types)	6	4.1
Other organisms	16	11.0
No organism identified	121	83.5
TOTAL	145	100
Types of Institutions (All Outbreaks) **	N	% (of outbreaks)
Long-Term Care Homes	4	2.6
Hospitals	0	0.0
Retirement Homes	0	0.0
Other	0	0.0
Unknown	152	97.4
TOTAL	156	100
Outbreak Related Complications (All Outbreaks) **	N	% (of cases)
Total Cases		
Residents	1758	75.1
Staff	583	24.9
Deaths		
Residents	25	1.4
Staff	0	0.0
Pneumonia (Chest x-ray confirmed)		
Residents	57	3.2
Staff	3	0.5
Hospitalizations		
Residents	47	2.6
Staff	1	0.2

SOURCE: MOHLTC: iPHIS Outbreak Summary

* New outbreaks are those in which the date of onset of illness in the first case occurred and recorded through iPHIS in the current surveillance period; i.e. November 19 -25, 2006

** Season to date includes all outbreaks in which the date of onset of illness in the first case occurred from September 1 – November 25, 2006

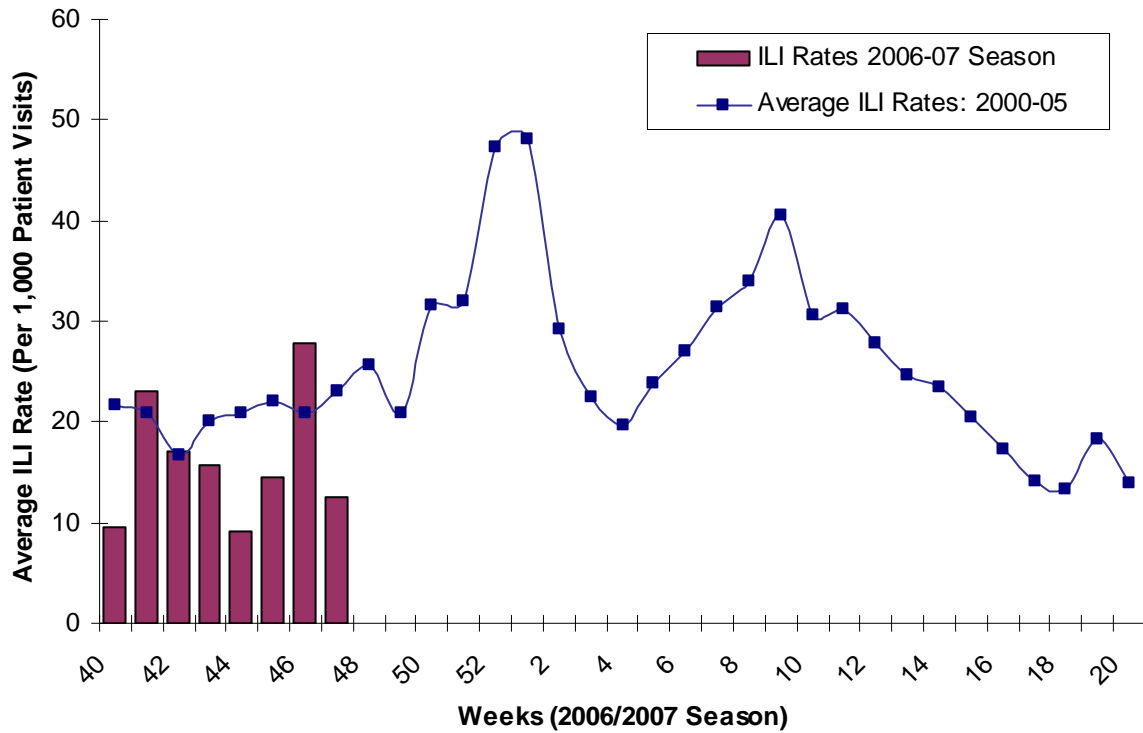
Figure 2: Influenza Activity* levels in Ontario by health unit & health region for week 46 (November 19 - 25), 2006.



SOURCE: MOHLTC [Provincial Influenza Activity Report (Appendix C) Database]

* Influenza activity levels are assigned by local public health units and reported to the MOHLTC by the Tuesday following the end of the surveillance week at 4 pm. Activity levels are assigned based on laboratory confirmations, ILI reports from various sources, and laboratory-confirmed institutional outbreaks. Please refer to detailed definitions for the 2006-2007 season included in the Appendix-1]

Figure 3: Average influenza-like illness (ILI) consultation rate (per 1,000 patient visits) reported by sentinel physicians* in Ontario in 2006- 2007 season, by report week, Compared to Ontario average† (1999/2000 to 2004/05 seasons).



Source: Public Health Agency of Canada

* Sentinel physician information is reported to Public Health Agency of Canada.

† No data available for mean rate in previous years for weeks 21 to 39 (1999-2000 through 2004-2005 seasons). During weeks 20-39, 2002-2003/2004-2005 seasons, ILI is reported once every two weeks, on even weeks only.

Table 6: Average Influenza-like illness consultation rate (per 1,000 patient visits) reported by Sentinel Physicians* in Ontario, by age group and postal code for week 47 (Nov. 19 - 25), 2006.

Postal Code	0 – 4	5 – 19	20 – 64	65 +	Unknown
K1J9M2	0	0	1	0	0
K2L3C8	0	0	0	0	0
K2P1V3	0	0	0	0	0
K1J9M2	0	0	0	0	0
K0H2N0	1	0	0	1	0
K7H2W6	0	0	0	0	0
K7L1E9	0	0	0	0	0
K0L1C0	0	0	0	0	0
K0L1H0	2	0	0	0	0
K0M1A0	0	0	0	0	0
L1B1H8	0	0	0	0	0
L4L4Y7	0	0	0	0	0
L4J7Y3	0	0	0	0	0
M5M1B2	0	0	0	0	0
M4X1W4	0	0	0	0	0
M6G4A1	0	0	0	0	0
M4E1V8	0	0	0	0	0
M8Y1W3	0	0	0	0	0
M2N6H7	0	0	0	0	0
M2J2Z1	0	0	0	0	0
M3H1T1	1	0	1	0	0
M2K1E1	0	0	0	0	0
M9W6N5	0	0	0	0	0
M9W4L6	1	0	0	0	0
L4Y2N8	0	0	0	0	0
L6W2A4	1	0	2	0	0
L6V4H6	0	0	0	0	0
L9W1G2	0	0	1	0	0
N1H4G2	0	0	0	0	0
L9H1V1	0	0	0	0	0
L0R1H0	0	0	0	0	0
L2E1Y3	0	0	0	0	0
L0R1B0	1	0	3	0	0
N3C2E2	0	0	0	0	0
N2G1P2	0	0	0	0	0
N2M3B5	0	0	0	0	0
N0P2C0	0	0	0	0	0
N0R1G0	0	0	0	0	0
N8X2G3	0	1	1	2	0
N0M1T0	0	0	0	0	0
N6A5R9	0	0	0	0	0
N0M1L0	0	0	0	0	0
N0G1L0	0	0	0	0	0
N0C1E0	0	0	0	0	0
L4R4P4	0	0	0	0	0
P0A1C0	0	0	0	0	0
P4N1C6	0	0	0	0	0
P7E1H5	0	0	0	0	0
P0W1E0	0	0	0	0	0
P8N2Z6	0	0	0	0	0
ILI Sum	7	1	9	3	0
ILI Consultation Rate (per 1,000 patient visits)	62.0	6.4	10.7	6.1	0.0

Source: Public Health Agency of Canada

* Sentinel physician information is reported to the Public Health Agency of Canada

Note: The small numbers of sentinel physicians reporting at the local level make the ILI rates unstable. Please interpret these data correspondingly.

FURTHER INFORMATION

1. Ontario Ministry of Health and Long-Term Care
Previous issues of the *Ontario Influenza Bulletin* can be accessed at:
http://www.health.gov.on.ca/english/providers/program/pubhealth/flu/flu_05/flubul_mn.html
2. Public Health Agency of Canada
Issues of FluWatch can be accessed at:
www.phac-aspc.gc.ca/fluwatch/
3. United States Centers for Disease Control and Prevention
www.cdc.gov/flu/

INFORMATION ABOUT AVIAN INFLUENZA

For latest information on the status of avian influenza worldwide please use the following link:

Public Health Agency of Canada
<http://www.phac-aspc.gc.ca/h5n1/index.html>

APPENDIX - I

Definitions for influenza activity levels:

No Data: No activity report corresponding to the surveillance week was received at the Ministry of Health and Long-Term Care Call Centre by the Tuesday (at 4 p.m.) following the end of the surveillance period.

No Activity: **No laboratory confirmed* influenza cases(s) or outbreak detected during the past four weeks** within the influenza surveillance region, however, sporadically occurring ILI may be reported†

Sporadic: Sporadically occurring **ILI and laboratory confirmed influenza* case(s) with NO outbreaks** detected within the influenza surveillance region†

Localized: sporadically occurring **ILI and laboratory confirmed influenza* case(s) together with outbreaks of ILI** in schools and/or worksites or laboratory confirmed influenza in residential institutions occurring **in less than 50% of the influenza surveillance region(s)†**

Widespread: sporadically occurring **ILI and laboratory confirmed influenza* case(s) together with outbreaks of ILI** in schools and/or worksites or laboratory confirmed influenza in residential institutions occurring **in greater than or equal to 50% of the influenza surveillance region(s)†**

* Confirmation of influenza within the surveillance region at any time within the prior week

† Sub-regions within the province or territory as defined by the provincial/territorial epidemiologist

Influenza-Like Illness (ILI) Definitions:

A) ILI in the general population:

Acute onset of respiratory illness with fever and cough and with one or more of the following - sore throat, arthralgia, myalgia, or prostration which could be due to influenza virus. In children under 5, gastrointestinal symptoms may also be present. In patients under 5 or 65 and older, fever may not be prominent.

B) ILI/Influenza outbreaks:

Schools and work sites: greater than 10% absenteeism on any day, most likely due to ILI.

Residential institutions: two or more cases of ILI within a seven-day period, **including at least one laboratory-confirmed case.**

Influenza Surveillance Weeks 2006-2007 and date of submission of Appendix C

WEEKS	START	END	Appendix C Submission to MOHLTC
48	26-Nov-06	2-Dec-06	5-Dec-06
49	3-Dec-06	9-Dec-06	12-Dec-06
50	10-Dec-06	16-Dec-06	19-Dec-06
51	17-Dec-06	23-Dec-06	26-Dec-06
52	24-Dec-06	30-Dec-06	2-Jan-07
2007 begins			
1	31-Dec-06	6-Jan-07	9-Jan-07
2	7-Jan-07	13-Jan-07	16-Jan-07
3	14-Jan-07	20-Jan-07	23-Jan-07
4	21-Jan-07	27-Jan-07	30-Jan-07
5	28-Jan-07	3-Feb-07	6-Feb-07
6	4-Feb-07	10-Feb-07	13-Feb-07
7	11-Feb-07	17-Feb-07	20-Feb-07
8	18-Feb-07	24-Feb-07	27-Feb-07
9	25-Feb-07	3-Mar-07	6-Mar-07
10	4-Mar-07	10-Mar-07	13-Mar-07
11	11-Mar-07	17-Mar-07	20-Mar-07
12	18-Mar-07	24-Mar-07	27-Mar-07
13	25-Mar-07	31-Mar-07	3-Apr-07
14	1-Apr-07	7-Apr-07	10-Apr-07
15	8-Apr-07	14-Apr-07	17-Apr-07
16	15-Apr-07	21-Apr-07	24-Apr-07
17	22-Apr-07	28-Apr-07	1-May-07
18	29-Apr-07	5-May-07	8-May-07
19	6-May-07	12-May-07	15-May-07
20	13-May-07	19-May-07	22-May-07
21	20-May-07	26-May-07	29-Jun-07
22	27-May-07	2-Jun-07	5-Jun-07
23	3-Jun-07	9-Jun-07	12-Jun-07
24	10-Jun-07	16-Jun-07	19-Jun-07
25	17-Jun-07	23-Jun-07	26-Jun-07
26	24-Jun-07	30-Jun-07	3-Jul-07
27	1-Jul-07	7-Jul-07	10-Jul-07
28	8-Jul-07	14-Jul-07	17-Jul-07
29	15-Jul-07	21-Jul-07	24-Jul-07
30	22-Jul-07	28-Jul-07	31-Aug-07
31	29-Jul-07	4-Aug-07	7-Aug-07
32	5-Aug-07	11-Aug-07	14-Aug-07
33	12-Aug-07	18-Aug-07	21-Aug-07
34	19-Aug-07	25-Aug-07	28-Sep-07
35	26-Aug-07	1-Sep-07	4-Sep-07