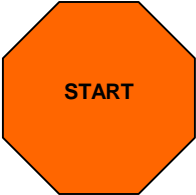


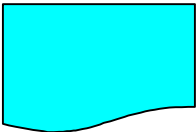
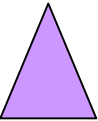
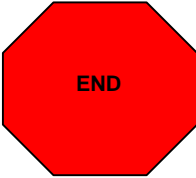


Symbol	Definition
	<p>Represents the starting point for each the process</p>
	<p>Represents a process step or activity. Each step is numbered and linked to the detail process, policy and activity scripts.</p>
	<p>Represents a decision point. A decision point occurs when, based on specific activities, information and/or policy, two or more different process or steps can occur. For example, the Field Staff review requests for admission and make a decision, based on the information in the request, to accept the applicant, or offer the applicant other alternatives to the HSC program.</p>
	<p>Represents documents, including guidelines, forms and reports that are used at various stages of the process.</p>
	<p>Indicates where various components of the process are continued (either on the following page, or on subsequent pages). This symbol also indicates if the process is linked to another process in the HSC program. The linking process will be clearly identified.</p>
	<p>Represents the end of the process documented.</p>